

Vesta Dashboard

Documentation

V0.1 – DEMO



Any future clarifications
Mohamed Rimzan
rimsnet@googlemail.com

08-05-2019

NodeJs (ReactJS v16.8.6)
&
Google Material-UI

APIs

URL	DESCRIPTION
https://dev-smarthome.vqbn.com/api/qc/v1	Internal (development)
https://smarthome.viewqwest.com/api/qc/v1	Main (production)
https://smarthome.viewqwest.com/api/qc/v3	Test (production)

API bitbucket documentation

- <https://bitbucket.org/vqha/whale-thing/src/master/api-doc.md>

Environment Variables : **.env** (file has been located in main project file root)

```
REACT_APP_API_HOST="https://dev-smarthome.vqbn.com"
REACT_APP_DASHBOARD_HOST="http://localhost:3005"
REACT_APP_DASHBOARD_USER_HOST="http://localhost:3006"
REACT_APP_DASHBOARD_HUB_HOST="http://localhost:3007"
REACT_APP_DASHBOARD_BILLING_HOST="http://localhost:3007"
```

Proxy Pass : **/src/setupProxy.js**

proxy pass is used for URL & CORS configurations.

```
const express = require('express')
const proxy = require('http-proxy-middleware')

app.use('/api', proxy(options))
app.use('/qc/v1', proxy(qcOption))
```

User Login :
API : /auth/login

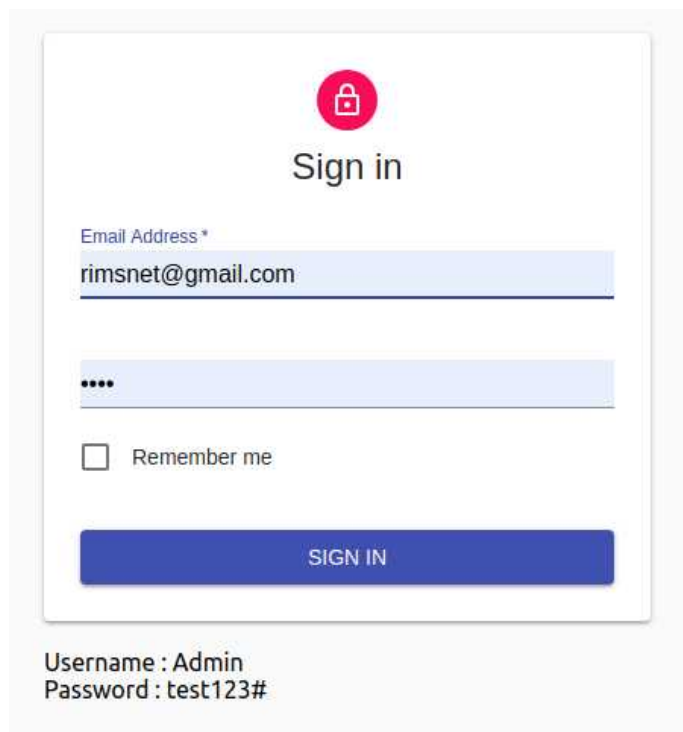
Request [POST] (application/json)

```
{  
  "username": "Masoud",  
  "password": "mock_password"  
}
```

Response (200)

```
{  
  "access_token": "mock_access_token",  
  "uid": "mock_uid"  
}
```

PORT : 3005



Sign in

Email Address*
rimsnet@gmail.com

....

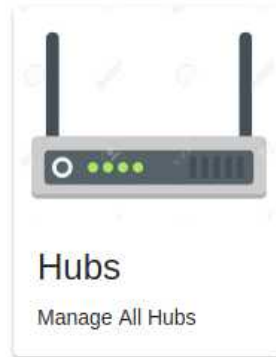
Remember me

SIGN IN

Username : Admin
Password : test123#

Manage Hub

PORT : 3007/hubs



Hubs Listing

APIs :

- listing all hubs - `/api/thing/hub/all/<pageNumber>`
- listing by serial number - `/api/thing/hub/vqserial/<keyWords>/<pageNumber>`
- listing by factory status - `/api/thing/hub/teststatus/<factoryStatus>/<pageNumber>`
- listing by user id - `/api/thing/hub/userid/<keyWords>`

Request [GET]

Response

```
[  
  {  
    "id": "5c29545455sd56f45sd4f6",  
    "status": "ONLINE"  
    .....  
  },  
  .....  
]
```

Manage Hubs

Back

ALL (10) CONNECTED (10) DISCONNECTED (12) All Search SEARCH

No	Serial Number	Hub status	Test status	Create date	Last tested date	Last tested by	Alert	Identify	View
1	5c29c822b26139beae6300b	ONLINE	Failed	Mon, 31 Dec 2018 07:41:22	Tue, 07 May 2019 05:07:36	Rimzan		IDENTIFY	VIEW
2		ONLINE	Failed	Mon, 31 Dec 2018 07:41:45	Thu, 25 Apr 2019 01:42:26	Rimzan		IDENTIFY	VIEW
3		ONLINE	Success	Mon, 31 Dec 2018 07:42:00	Wed, 24 Apr 2019 07:50:32	Rimzan		IDENTIFY	VIEW
4		ONLINE	Failed	Thu, 10 Jan 2019 10:02:51	Wed, 24 Apr 2019 09:19:53	Rimzan		IDENTIFY	VIEW
5	SVHSZW075454561	ONLINE	Success	Thu, 10 Jan 2019 11:19:53	Tue, 23 Apr 2019 02:42:36	Rimzan		IDENTIFY	VIEW
6		ONLINE	Pending	Fri, 11 Jan 2019 02:26:52	Wed, 17 Apr 2019 08:27:36	Rimzan		IDENTIFY	VIEW
7	SVHSZW070002561	ONLINE	Failed	Sun, 13 Jan 2019 04:48:08	Sun, 13 Jan 2019 08:58:19	Rimzan		IDENTIFY	VIEW
8	SVHSZW070002381	ONLINE	Success	Sat, 02 Mar 2019 05:27:44	Mon, 08 Apr 2019 07:50:15	Rimzan		IDENTIFY	VIEW
9	SVHSZW079999981	ONLINE	Success	Mon, 04 Mar 2019 03:05:45	Fri, 26 Apr 2019 03:37:44	Rimzan		IDENTIFY	VIEW
10	SVHSZW079999881	ONLINE	Success	Mon, 04 Mar 2019 06:43:39	Wed, 24 Apr 2019 05:32:41	Rimzan		IDENTIFY	VIEW

LOAD MORE

Tab Navigation, Search by status



Single Hub row

No	Serial Number	Hub status	Test status	Create date	Last tested date	Last tested by	Alert	Identify	View
1	5c29c822b2613f3bbaeb300b	ONLINE	Failed	Mon, 31 Dec 2018 07:41:22	Tue, 07 May 2019 05:07:36	Rimzan		IDENTIFY	VIEW

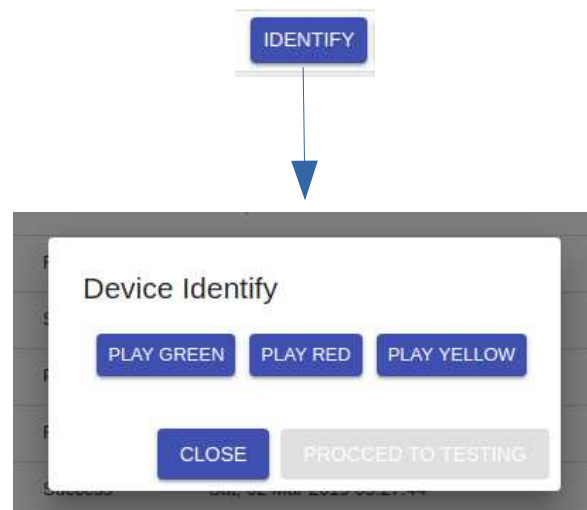
Identify Hub

APIs : `api/thing/test/<hubId>/<statusColor>`

Request : POST


Response :

```
{  
  "statusCode": 200,  
  "description": "OK",  
  "data": {},  
  "meta": null  
}
```



View Button

view button is used for navigating into single hub details.



Device Component

API: have to be coded

```
{  
  ...  
}
```

The screenshot shows a 'Devices' page with a grid of device components. Each component displays a device name, status, and various sensors. A blue 'ADD DEVICE' button is located at the top right. An arrow points from this button to a modal window titled 'Add Device - ID:'. The modal contains a text area for an email address, input fields for 'Device Name' and 'Serial Number', and a dropdown menu for 'Select Type'. 'CANCEL' and 'ADD DEVICE' buttons are at the bottom right of the modal.

Device view Components

Events History

API : /api/thing/event/<serialNumber>

Request : GET

Response

```
[  
  {...},  
  {...}  
]
```

No	Event	toStatus	dateTime	View
1	Battery Level	100	Wed, 13 Mar 2019 05:40:28	VIEW
2	Pressed button	4	Wed, 13 Mar 2019 05:40:26	VIEW
3	Extender	100	Wed, 13 Mar 2019 01:25:58	VIEW
4	Security system	OFF	Wed, 13 Mar 2019 01:25:56	VIEW
5	Battery Level	93	Wed, 13 Mar 2019 01:25:32	VIEW
6	Battery Level	100	Wed, 13 Mar 2019 01:25:12	VIEW
7	Extender	0	Tue, 12 Mar 2019 08:58:33	VIEW
8	Battery Level	0	Tue, 12 Mar 2019 08:58:30	VIEW
9	Pressed button	0	Tue, 12 Mar 2019 08:58:30	VIEW

LOAD MORE RECORDS...

Load more records

when user click on LOAD MORE RECORDS button, popup table shall be displayed.

button 2019 08:58:30

LOAD MORE RECORDS...



View All Events

No	Event	toStatus	fromStatus	dateTime	location	security	itemName
0	Battery Level	100	NULL	Wed, 13 Mar 2019 05:40:28			zware_device_zware_server_node16_battery_level
1	Pressed button	4	NULL	Wed, 13 Mar 2019 05:40:26			zware_device_zware_server_node16_scene_number
2	Extender	100	0	Wed, 13 Mar 2019 01:25:58			zware_device_zware_server_node16_switch_dimmer
3	Security system	OFF	ON	Wed, 13 Mar 2019 01:25:56			arm_security_system
4	Battery Level	93	0	Wed, 13 Mar 2019 01:25:32			zware_device_zware_server_node16_battery_level
5	Battery Level	100	0	Wed, 13 Mar 2019 01:25:11			zware_device_zware_server_node17_battery_level
6	Extender	0	100	Tue, 12 Mar 2019 08:58:33			zware_device_zware_server_node16_switch_dimmer
7	Battery Level	0	93	Tue, 12 Mar 2019 08:58:30			zware_device_zware_server_node16_battery_level
8	Pressed button	0	3	Tue, 12 Mar 2019 08:58:30			zware_device_zware_server_node16_scene_number
9	Battery Level	0	100	Tue, 12 Mar 2019 08:58:29			zware_device_zware_server_node17_battery_level

LOAD MORE RECORDS...

CLOSE

view single Event


single event row

No	Event	toStatus	dateTime	View
1	Battery Level	100	Wed, 13 Mar 2019 05:40:28	VIEW

Battery Level

Data	Value
id	5c8897ccb2613f2cfba17195
dateTime	2019-03-13T05:40:28.389Z
fromStatus	NULL
itemName	zware_device_zware_server_node16_battery_level
label	Battery Level
location	
serial	d3cb0b6129343f0d046a9e4cdacfff52
toStatus	100

CLOSE



Test History

API : /api/thing/test/result/serial/<serialNumber>/<pageNumber>

Request : GET

Response

```
[  
  {...},  
  {...}  
]
```

QC-TEST

Test history

No	Tested on	Tested By	Comment	View
1	Wed, 02 Jan 2019 09:04:49	5c25876eb2613f05efafaaf2	LED is not working noted	VIEW
2	Wed, 02 Jan 2019 09:08:29	5c25876eb2613f05efafaaf2	SPEAKER is not working	VIEW
3	Thu, 03 Jan 2019 07:35:24	5c25876eb2613f05efafaaf2	sdfdsf sdf	VIEW
4	Thu, 03 Jan 2019 07:36:40	5c25876eb2613f05efafaaf2		VIEW
5	Thu, 03 Jan 2019 07:54:18	5c25876eb2613f05efafaaf2		VIEW
6	Thu, 03 Jan 2019 07:56:49	5c25876eb2613f05efafaaf2		VIEW
7	Thu, 03 Jan 2019 09:40:45	5c25876eb2613f05efafaaf2		VIEW
8	Fri, 04 Jan 2019 01:29:08	5c25876eb2613f05efafaaf2	zxsdffdsf	VIEW
9	Fri, 04 Jan 2019 01:30:01	5c25876eb2613f05efafaaf2	zxsdffdsf	VIEW
10	Fri, 04 Jan 2019 02:06:28	5c25876eb2613f05efafaaf2		VIEW

LOAD MORE RECORDS...

Hub Test Result

LED: PASS FAIL false

LAN Connection Detected: false

WiFi Detected: false

Speaker: TEST PASS FAIL false

Network Test Button (bottom right): TEST false

Power source: TEST false

Power source 2: TEST false

Text Comment:

Request Console

```
2019-01-02 09:04:49.123 [INFO] LED Test Start  
2019-01-02 09:04:49.124 [INFO] LED Test Result: PASS  
2019-01-02 09:04:49.125 [INFO] LAN Connection Test Start  
2019-01-02 09:04:49.126 [INFO] LAN Connection Test Result: false  
2019-01-02 09:04:49.127 [INFO] WiFi Test Start  
2019-01-02 09:04:49.128 [INFO] WiFi Test Result: false  
2019-01-02 09:04:49.129 [INFO] Speaker Test Start  
2019-01-02 09:04:49.130 [INFO] Speaker Test Result: PASS  
2019-01-02 09:04:49.131 [INFO] Network Test Start  
2019-01-02 09:04:49.132 [INFO] Network Test Result: false  
2019-01-02 09:04:49.133 [INFO] Power source Test Start  
2019-01-02 09:04:49.134 [INFO] Power source Test Result: false  
2019-01-02 09:04:49.135 [INFO] Power source 2 Test Start  
2019-01-02 09:04:49.136 [INFO] Power source 2 Test Result: false  
2019-01-02 09:04:49.137 [INFO] Test Comment: LED is not working noted  
2019-01-02 09:04:49.138 [INFO] Test End
```

view single Test history

view single Test history

No	Tested on	Tested By	Comment	View
1	Wed, 02 Jan 2019 09:04:49	5c25876eb2613f05efafaaf2	LED is not working noted	VIEW

view single Test history pop up

API : /api/thing/test/result/<id>

Request : GET

Response:

```
[  
  {...},  
  {...}  
]
```

Hub Test Result

testedDateTime : Wed, 02 Jan 2019 09:04:49
testedBy : 5c25876eb2613f05efafaaf2
comment : LED is not working noted

SIREN : PASS
LED : PASS
SPEAKER : FAILED

CLOSE

Hub Test – Quality control test

🕒 Test history QC-TEST

START TESTING

Network
LAN Connection Detected : false
WiFi Detected? : false

USB
Z-Stick Detected? : false
4G Dongle Detected? : false
IMEI : ""
SIM ID : ""
Power source : 0

USB
LED : TEST PASS FAIL false
Siren : TEST PASS FAIL false
Speaker : TEST PASS FAIL false
Network Rest Button (top) : TEST false
Firmware Reset Button (bottom right) : TEST false
Power source : TEST false
Test Comment :

SAVE STATUS

Request Console

```
{
  "networkConnected": false,
  "wifiDetected": false,
  "zstickDetected": false,
  "dongleDetected": false,
  "IMEI": "",
  "SIMID": "",
  "powerSource": 0,
  "ledTest": false,
  "siren": false,
  "speaker": false,
  "networkRestbtn": false,
  "firmwareRestbtn": false,
  "powerSourceCheck": false,
  "comment": "",
  "startTestBtn": true
}
```

Save Status :

Firmware Reset Button (bottom right) : TEST true

QC-Portal Serial Number

Start Testing

START TESTING

API : /api/test/<hubSerial>

Request: POST

Response:

```
{  
  "network": {...},  
  "power": {...},  
  "usb": {...}  
}
```

Network

LAN Connection Detected : true

WiFi Detected?: true

USB

Z-Stick Detected?: true

4G Dongle Detected?: true

IMEI : "56464566545646"

SIM ID : "54366546546"

Power source : 10

Component testing

API : api/<hubSerial>/<components>

Request: POST

Response:

```
{  
  "statusCode": 200,  
  "statusCode": null,  
  .....  
}
```

USB

LED: TEST PASS FAIL true

Siren: TEST PASS FAIL true

Speaker: TEST PASS FAIL true

Network Rest Button (top): TEST true

Firmware Reset Button (bottom right): TEST true

Power source: TEST true

Test Comment :

Save Status

SAVE STATUS

API : api/<hubSerial>/<components>

Request: POST

```
{  
  "serial": ...,  
  "result": {...},  
  .....  
}
```

QC-Portal Serial Number

CLOSE SAVE

Test History LOAD MORE RECORDS.

LOAD MORE RECORDS...



QC Test History

No	comment	testedBy	testedDateTime	view
1	LED is not working noted	5c25876eb2613f05efafaaf2	Wed, 02 Jan 2019 09:04:49	VIEW
2	SPEAKER is not working	5c25876eb2613f05efafaaf2	Wed, 02 Jan 2019 09:08:29	VIEW
3	sdfdsf sdf	5c25876eb2613f05efafaaf2	Thu, 03 Jan 2019 07:35:24	VIEW
4		5c25876eb2613f05efafaaf2	Thu, 03 Jan 2019 07:36:40	VIEW
5		5c25876eb2613f05efafaaf2	Thu, 03 Jan 2019 07:54:18	VIEW
6		5c25876eb2613f05efafaaf2	Thu, 03 Jan 2019 07:56:49	VIEW
7		5c25876eb2613f05efafaaf2	Thu, 03 Jan 2019 09:40:45	VIEW
8	zxsdldsf	5c25876eb2613f05efafaaf2	Fri, 04 Jan 2019 01:29:08	VIEW
9	zxsdldsf	5c25876eb2613f05efafaaf2	Fri, 04 Jan 2019 01:30:01	VIEW
10		5c25876eb2613f05efafaaf2	Fri, 04 Jan 2019 02:06:28	VIEW
11		5c25876eb2613f05efafaaf2	Fri, 04 Jan 2019 04:47:09	VIEW
12		5c25876eb2613f05efafaaf2	Fri, 04 Jan 2019 04:47:10	VIEW
13		5c25876eb2613f05efafaaf2	Fri, 04 Jan 2019 04:56:32	VIEW

CLOSE

API: `/api/thing/test/result/serial/<serialNumber>/<pageNumber>`


Request: GET

Response:

```
[  
  {...},  
  {...}  
]
```

Location

~ API hasn't been provided yet.

 Location [ADD LOCATION](#)

Loading

Add Location

Add Location - ID:5c84734ab2613f7d3163c90f

To subscribe to this website, please enter your email address here. We will send updates occasionally.

Location Name

[CANCEL](#) [ADD LOCATION](#)

Contact list

~ API hasn't been provided yet.

 Contact list [ADD CONTACT](#)

Name	Relation	Contact Number	
mohamed	brother	0778966336	view
insaf	son	0778966335	view
Kevin de kuzman	friend	0778966337	view

Add Contact

To subscribe to this website, please enter your email address here. We will send updates occasionally.

Contact Name

[CANCEL](#) [ADD CONTACT](#)

Rules

~ API hasn't been provided yet.

Rule	Types	view
Ipsum	Lorem Ipsum	VIEW
Ipsum	Lorem Ipsum	VIEW
Ipsum	Lorem Ipsum	VIEW
Ipsum	Lorem Ipsum	VIEW
Ipsum	Lorem Ipsum	VIEW
Ipsum	Lorem Ipsum	VIEW

[ADD RULE](#)

Rule view

Rule 1

Let Google help apps determine location. This means sending anonymous location data to Google, even when no apps are running.

[Delete](#) [Edit](#)

[CLOSE](#)

Add Rule

Add Rule - ID:5c84734ab2613f7d3163c90f

To subscribe to this website, please enter your email address here. We will send updates occasionally.


Select Rule

Select Rule ▼

[CANCEL](#) [ADD RULE](#)

User Un-Link

~ **API** hasn't been provided yet.




Hub Users

~ has to be updated

Manage Users

customer support people who works with vesta.

PORT : 3006/users



Proxy pass for users's API (/src/setupProxy.js)

```
const usersOption = {
  loglevel: "debug",
  target: "https://dev-smarthome.vqbn.com/api/",
  changeOrigin:true
}

module.exports = function (app){
  app.use('/qc/v1', proxy(userOption))
}
```

User list

API: qc/v1/user/list

Request : GET

Response:

```
[
  {...},
  {...}
]
```

Manage Users						ADD USER
Username	User Type	Last Login on	Created on	Last Updated on	Actions	
Admin	Admin	Mon, 06 May 2019 07:56:01	Thu, 27 Dec 2018 03:37:56	Tue, 30 Apr 2019 03:48:33	VIEW	
TestingRimzan	User	Thu, 01 Jan 1970 00:00:00	Thu, 27 Dec 2018 07:45:11	Thu, 27 Dec 2018 07:45:11	VIEW	
prem	User	Sun, 13 Jan 2019 15:56:23	Fri, 28 Dec 2018 02:43:00	Thu, 10 Jan 2019 04:35:12	VIEW	
rimsan	User	Mon, 29 Apr 2019 07:18:09	Fri, 28 Dec 2018 02:16:14	Fri, 28 Dec 2018 02:16:14	VIEW	
rimsn	User	Thu, 01 Jan 1970 00:00:00	Tue, 30 Apr 2019 06:39:53	Tue, 30 Apr 2019 06:39:53	VIEW	
wg_tester1	User	Mon, 14 Jan 2019 06:38:08	Tue, 08 Jan 2019 01:36:36	Tue, 08 Jan 2019 01:36:36	VIEW	

Add New user
API: /qc/v1/user (with API_KEY)
Request: POST

ADD USER

Add new user

Username:

Password:

Type:

Note : password', size must be between 6 and 128

ADD USER **CLOSE**

View Single User

Username	User Type	Last Login on	Created on	Last Updated on	Actions
Admin	Admin	Mon, 06 May 2019 07:56:01	Thu, 27 Dec 2018 03:37:56	Tue, 30 Apr 2019 03:48:33	VIEW

API for view button
API: /qc/v1/user/<userID> (with API_KEY)
Request: GET
Response:

```
{  
  .....  
}
```

API fro change the password
API: /qc/v1/user
Request: PUT

Admin

Username : Admin
User Type : Admin
Create on : Thu, 27 Dec 2018 03:37:56
Last Login on : Mon, 06 May 2019 07:56:01
Last Update on : Tue, 30 Apr 2019 03:48:33

Change Password

Change Password

CLOSE

Billing

Billing module has to be done

